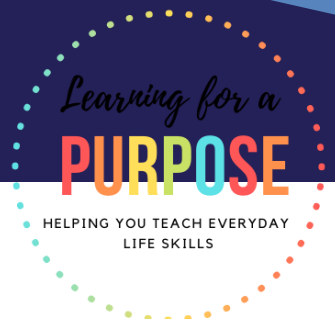


PERSONAL HYGIENE DIGITAL ACTIVITIES BUNDLE

Taking a Shower
Washing Hands
Brushing Teeth



Learning For a Purpose



Personal Hygiene Digital Activities Bundle

All of these digital activities can be played on **Google Slides**.

How it Works:

1. Use the Presentation mode for Google Slides.
2. Start the personal hygiene skill by clicking on the arrow.
3. This will take you through each skill in sequencing order.
4. You can go through the steps during a teletherapy session, or have a parent go through the steps with them at home while they are doing the personal hygiene activity.


When to use:

This is a great way to work on teaching personal hygiene skills through telehealth sessions. Just share your screen or you can share a copy of the Google Slides file with the student and allow them to go through the sequence at home. This will allow you to practice each step with them or have parents help them at home with home programming.

Washing Hands Visual Sequencing Steps

[CLICK HERE to go to the Google Slides Presentation](#) Washing Hands Visual Sequencing Steps

The Washing Hands Visual Sequencing Steps Digital Activity is Completed in Google Slides. Below is a sample of the activity.



How it Works:

1. Use the Presentation mode for Google Slides.
2. Start the washing hands skill by clicking on the arrow.
3. This will take you through each step in sequencing order.
4. You can go through the steps during a teletherapy session, or have a parent go through the steps with them at home while they are washing their hands.

When to use:

This is a great way to work on teaching personal hygiene skills through telehealth sessions. Just share your screen or you can share a copy of the Google Slides file with the student and allow them to go through the sequence at home. This will allow you to practice each step with them or have parents help them at home with home programming.

Washing Hands Visual Sequencing Steps

Terms of Use

This product is copyrighted by Sara Anderson of Learning For a Purpose and it is designed for single use only. Please feel free to direct those who would like a copy to my blog www.learningforapurpose.com or my TPT store to download another copy.

What you CAN do:

Print and use for your own use

Send a copy to your students or parents to use at home

Refer friends to my blog www.learningforapurpose.com or my TPT store where they can download their own copy.

Post a link back to the original download site page on the blog

What you CAN'T do:

Copy it, email it, or share it with others without permission

Post it electronically on a website or blog without my permission

Claim this product or anything that it contains as your own work

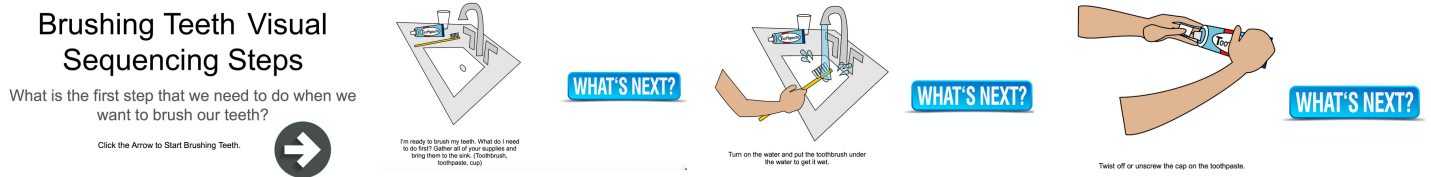
Use any pictures from this product without permission

If you have any questions, please feel free to email me at sara@learningforapurpose.com or visit my blog www.learningforapurpose.com for more ideas!

Brushing Teeth Visual Sequencing Steps

[CLICK HERE to go to the Google Slides Presentation](#)
Brushing Teeth Visual Sequencing Steps

The Brushing Teeth Visual Sequencing Steps Digital Activity is Completed in Google Slides. Below is a sample of the activity.



How it Works:

1. Use the Presentation mode for Google Slides.
2. Start the brushing teeth skill by clicking on the arrow.
3. This will take you through each step in sequencing order.
4. You can go through the steps during a teletherapy session, or have a parent go through the steps with them at home while they are brushing their teeth.

When to use:

This is a great way to work on teaching personal hygiene skills through telehealth sessions. Just share your screen or you can share a copy of the Google Slides file with the student and allow them to go through the sequence at home. This will allow you to practice each step with them or have parents help them at home with home programming.

Brushing Teeth Visual Sequencing Steps

Terms of Use

This product is copyrighted by Sara Anderson of Learning For a Purpose and it is designed for single use only. Please feel free to direct those who would like a copy to my blog www.learningforapurpose.com or my TPT store to download another copy.

What you CAN do:

Print and use for your own use

Send a copy to your students or parents to use at home

Refer friends to my blog www.learningforapurpose.com or my TPT store where they can download their own copy.

Post a link back to the original download site page on the blog

What you CAN'T do:

Copy it, email it, or share it with others without permission

Post it electronically on a website or blog without my permission

Claim this product or anything that it contains as your own work

Use any pictures from this product without permission

If you have any questions, please feel free to email me at sara@learningforapurpose.com or visit my blog www.learningforapurpose.com for more ideas!

Taking a Shower Visual Sequencing Steps

[CLICK HERE to go to the Google Slides Presentation](#) [Taking a Shower Visual Sequencing Steps](#)

The Taking a Shower Visual Sequencing Steps Digital Activity is Completed in Google Slides. Below is a sample of the activity.



How it Works:

1. Use the Presentation mode for Google Slides.
2. Start the taking a shower skill by clicking on the arrow.
3. This will take you through each step in sequencing order.
4. You can go through the steps during a teletherapy session, or have a parent go through the steps with them at home while they are working on taking a shower.

When to use:

This is a great way to work on teaching personal hygiene skills through telehealth sessions. Just share your screen or you can share a copy of the Google Slides file with the student and allow them to go through the sequence at home. This will allow you to practice each step with them or have parents help them at home with home programming.

Taking a Shower Visual Sequencing Steps

Terms of Use

This product is copyrighted by Sara Anderson of Learning For a Purpose and it is designed for single use only. Please feel free to direct those who would like a copy to my blog www.learningforapurpose.com or my TPT store to download another copy.

What you CAN do:

Print and use for your own use

Send a copy to your students or parents to use at home

Refer friends to my blog www.learningforapurpose.com or my TPT store where they can download their own copy.

Post a link back to the original download site page on the blog

What you CAN'T do:

Copy it, email it, or share it with others without permission

Post it electronically on a website or blog without my permission

Claim this product or anything that it contains as your own work

Use any pictures from this product without permission

If you have any questions, please feel free to email me at sara@learningforapurpose.com or visit my blog www.learningforapurpose.com for more ideas!

Next Steps

I hope you have found these personal hygiene care digital activities helpful. I have other digital products that may be helpful when teaching personal hygiene skills that use real life pictures and are geared towards teens and young adults.

[Click Here to check out these other digital visual sequencing personal hygiene care activities that also use Google Slides.](#)



If you have any questions, please feel free to email me at sara@learningforapurpose.com or visit my blog www.learningforapurpose.com for more ideas!