






How to use the Bathroom Social Story





www.Learningforapurpose.com

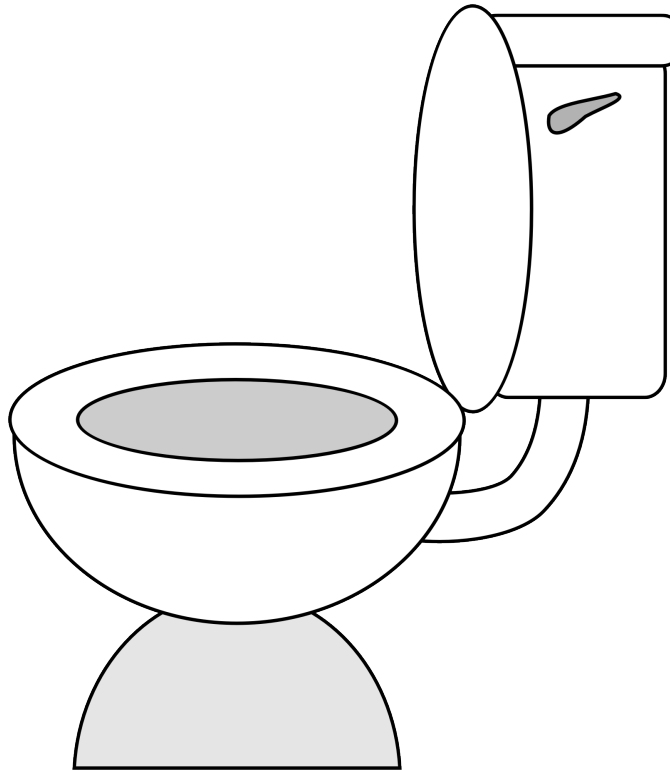
Copyright © 2017 Sara Anderson, Learning For A Purpose All Rights Reserved



First I need to tell that I need to go to the bathroom. I need to feel the urge to go to the bathroom and make sure to hold it before getting to the toilet. I may need to ask to go to the bathroom.



I enter the bathroom, close the door behind me for privacy. I need to make sure the toilet seat is lifted up before I sit or stand at the toilet.



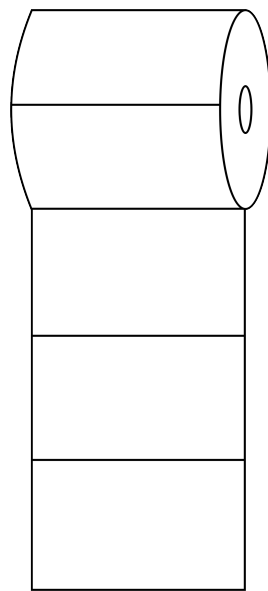
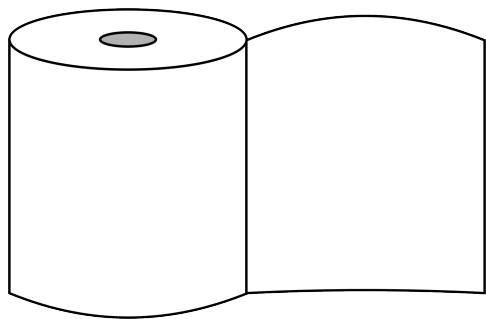
I need to make sure I undo
the fasteners on my pants
(buttons, snaps, zippers) and
then pull down my pants and
my underwear.



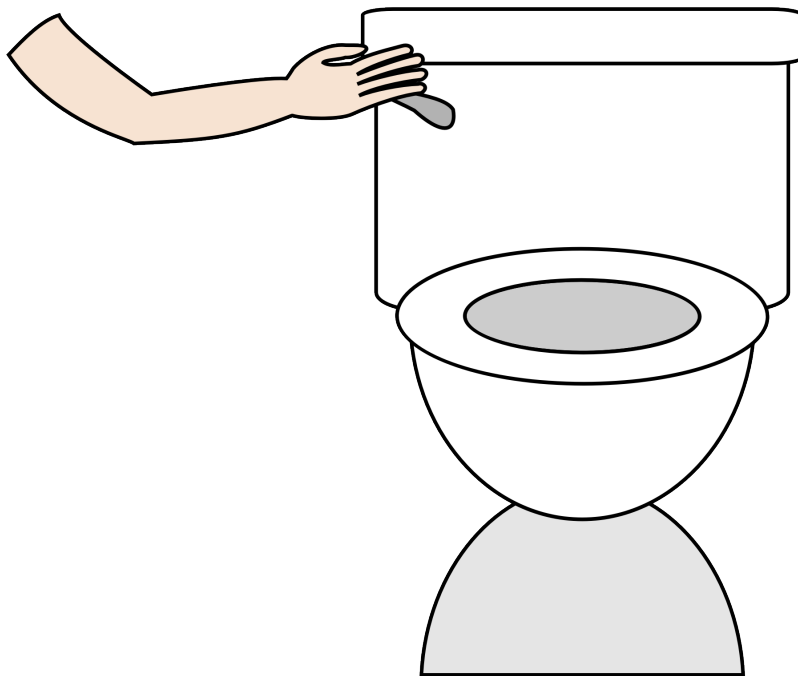
I may need to use a stool to help me stand at the toilet or to get up and sit at the toilet. If I am a boy I can either sit or stand. I would stand if I needed to go pee. Girls need to sit on top of the toilet to go to the bathroom.




Whether I am sitting on the toilet or standing in front of the toilet, I need to make sure I aim my pee and poop inside the toilet. When I am all done going to the bathroom, I need to use toilet paper or wet wipes to wipe my bottom to help keep me clean. I can wipe from the front to the back direction.



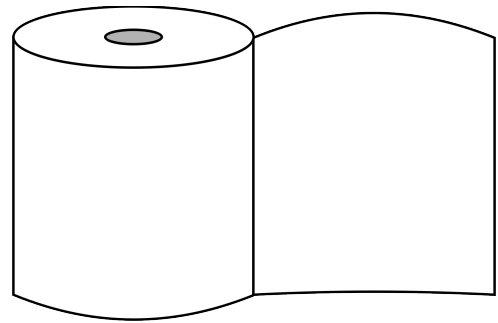

I toss the toilet paper into the toilet, stand up and pull up my underwear and pants. Then I complete the fasteners on my pants (buttons, snaps, or zippers). I want to make sure to flush the toilet by pressing down on the flusher. It will make the water swirl around and the sound may be loud, but it won't hurt me.



Lastly, I can close the lid of the toilet and go to the sink to wash my hands with soap and water. I dry my hands and leave the bathroom by opening the door and leaving.



We just finished going to the bathroom all by ourselves! Be proud of your accomplishment! We want to use the toilet to use the bathroom to help our bodies stay clean and healthy.



Terms of Use

This product is copyrighted by Sara Anderson of Learning for A Purpose and it is designed for single use only. Please feel free to direct those who would like a copy to my blog or to my TPT store to download another copy. The graphics contained in this social story are copyrighted and property of the artists listed on the credits page.

What you CAN do:

- Print and use for your own use
- Send home a copy with your students' parents for use at home
- Refer friends to my blog or TPT store where you can download it so they can download their own copy
- Post a link back to the original download site page on a blog

What you CAN'T do:

- Copy it, email it, or share it with others without permission
- Post it electronically on a website or blog without my permission, even with a link back to the original
- Claim this product or anything that it contains as your own work
- Use any pictures from this product without permission

If you have questions, please feel free to email me at

sara@learningforapurpose.com

Visit my blog at www.learningforapurpose.com for more ideas!

www.Learningforapurpose.com

Credits

Graphics by: Poppydreamz Digital Art found on Teachers Pay Teachers <https://www.teacherspayteachers.com/Store/Poppydreamz-Digital-Art>

Borders by: Images in the file are licensed from Graphics From the Pond <http://frompond.blogspot.com>

Fonts by: Fonts in the file are licensed Fonts From the Pond <http://frompond.blogspot.com>



www.Learningforapurpose.com