





How to Brush My Teeth Social Story




www.Learningforapurpose.com

Copyright © 2017 Sara Anderson, Learning For A Purpose All Rights Reserved


I need to gather all of the supplies I would need to brush my teeth. I could get my toothbrush, tooth paste, cup, mouth wash, and floss.



Toothbrush



Tooth paste



cup


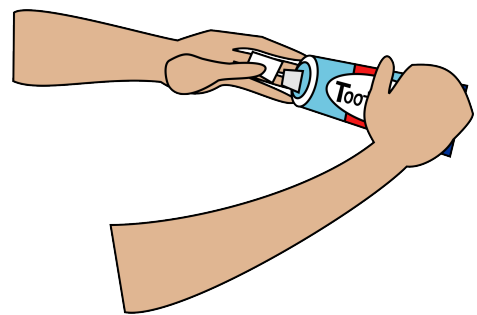
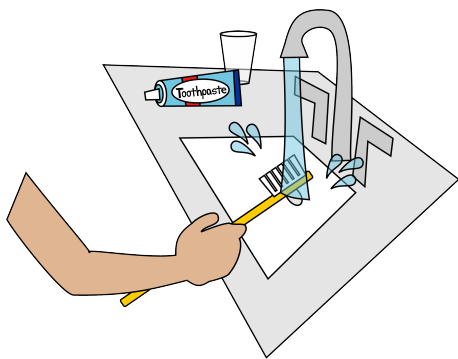


floss






mouthwash


Next I need to wet the
tooth brush under water
and open the tooth paste
by twisting off the cap and
squeezing the tooth paste
on to my toothbrush.



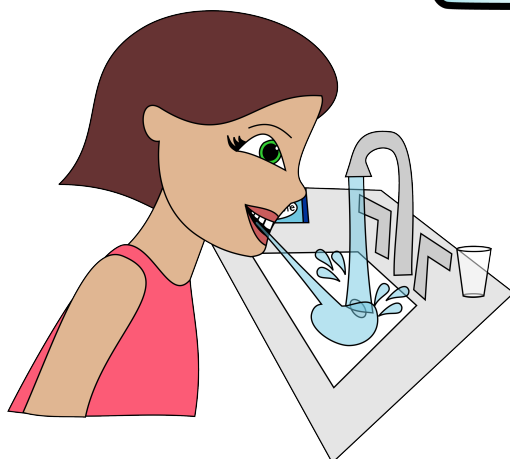
Now I take the toothbrush and brush my teeth. I can brush the front top teeth, bottom front teeth, both sides of my teeth, the back side of my front and bottom teeth, and my tongue.




When brushing my
teeth, I do not want
to swallow the tooth
paste. I need to spit
it out into the sink.




Once I spit out the tooth paste,
I can rinse my mouth out with
water. I can use a cup or my
hands to bring the water to my
mouth. Then I want to spit out
the water into the sink as well.




Now if I want I can also floss
my teeth and use mouthwash to
help clean my mouth and kill the
germs in my mouth.




Lastly, I want to rinse off my tooth brush under the water to keep it clean. Then I can put my toothbrush, tooth paste, cup, floss and mouth wash all away where they need to go.



Toothbrush



Tooth paste



cup



floss




mouthwash

www.Learningforapurpose.com

Smile!!


We just brushed our teeth! Look at yourself in the mirror and tell yourself that you are smart and beautiful.



www.Learningforapurpose.com

Copyright © 2017 Sara Anderson, Learning For A Purpose All Rights Reserved

Why do we brush our teeth? We need to brush our teeth to keep our teeth clean and healthy. We want to avoid getting cavities.



www.Learningforapurpose.com

Copyright © 2017 Sara Anderson, Learning For A Purpose All Rights Reserved

Terms of Use

This product is copyrighted by Sara Anderson of Learning for A Purpose and it is designed for single use only. Please feel free to direct those who would like a copy to my blog or to my TPT store to download another copy. The graphics contained in this social story are copyrighted and property of the artists listed on the credits page.

What you CAN do:

- Print and use for your own use
- Send home a copy with your students' parents for use at home
- Refer friends to my blog or TPT store where you can download it so they can download their own copy
- Post a link back to the original download site page on a blog

What you CAN'T do:

- Copy it, email it, or share it with others without permission
- Post it electronically on a website or blog without my permission, even with a link back to the original
- Claim this product or anything that it contains as your own work
- Use any pictures from this product without permission

If you have questions, please feel free to email me at

sara@learningforapurpose.com

Visit my blog at www.learningforapurpose.com for more ideas!

www.Learningforapurpose.com

Credits

Graphics by: Poppydreamz Digital Art found on Teachers Pay Teachers <https://www.teacherspayteachers.com/Store/Poppydreamz-Digital-Art>

Graphics by: Whimsy Clips found on Teachers Pay Teachers <https://www.teacherspayteachers.com/Store/Whimsy-Clips>

Borders by: Images in the file are licensed from Graphics From the Pond <http://frompond.blogspot.com>

Fonts by: Fonts in the file are licensed Fonts From the Pond <http://frompond.blogspot.com>



www.Learningforapurpose.com